



Spot Ava G2

- Modern recessed LED Spot with 25° tilting angle for perfect scene setting
- Standard fully IP44, ideal for damp applications like bathrooms
- Beam angle of 30° provides an accent lighting effect
- Comforting warm white light tone (2700K) perfect for creating cozy ambience



Specifications

Item Code	Item Description	Equivalent to (W)	Power (W)	Lumen	Efficacy (lm/W)	CCT (K)	Weight (kg/pc)
541003207500	LEDspotRA-Ava-E2 7W-Dim-2700-30D-WH	Halogen 50W	7	520	74	2700	0.28

See appendix for dimmer compatibility list.

Accessories



542098030700
Junction-Box-WH

Packaging Information

Item		Box			
Item Code	Item Description	Dimensions (mm) (LxWxH)	Gross Weight (kg)	EAN	pc/box
541003207500	LEDspotRA-Ava-E2 7W-Dim-2700-30D-WH	140x125x70	0.38	6941408870106	1
542098030700	Junction-Box-WH	43x103.4x26	0.07	6941408868684	1

Technical Specifications

Lifetime (L70)	50,000 h
Lifetime (L80)	30,000 h
On-/Off-cycles	100,000
Colour consistency (SDCM)	4
Dimmability	Triac
Beam angle	30°
Maximum tilt angle	25°
Finishing	Matte White
Colour rendering index CRI	≥ 80
Degree of protection (IP)	IP44
Impact strength	IK02
Protection class	II
Risk group (EN 62471)	RG0
With control gear	Yes
Glow wire test	750°C
Driver failure rate (at 5,000 hrs)	0.5 %
Power factor	≥ 0.9

Electrical Supply

Frequency	50/60 Hz
Nominal voltage	220-240 V AC
DC input voltage	No
230V Cable length	0.3 m

Mechanical Properties

Material housing	Aluminium
Optical material	Polycarbonate

Ambient Conditions

Operating temperature	-10-+45°C
Application temperature	+25°C
Storage environment	-25-+50°C



ENERGY

OPPLE Lighting
541003207500

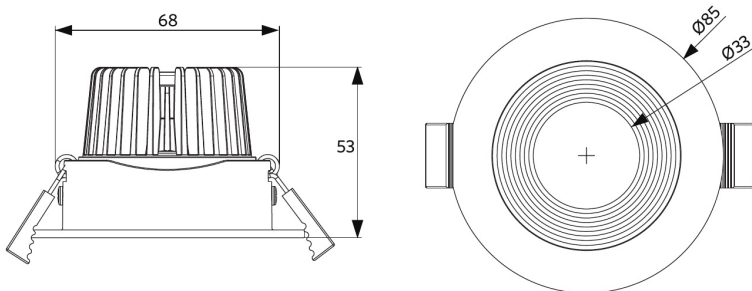
A
B
C
D
E
F
G

7 kWh/1000h

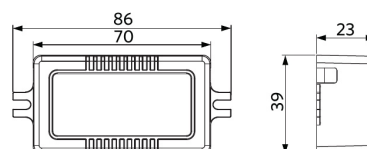
2019/2015

Dimensional Drawing (mm)

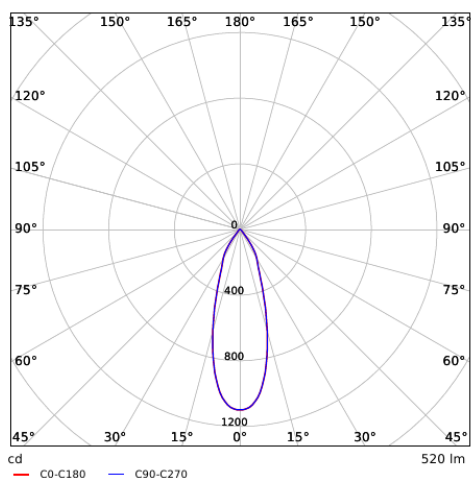
LEDspotRA-Ava-E2



LEDspotRA-Ava-E2
Driver



Photometric Data



Installation Opening Drawing (mm)

LEDSpotRA-Ava-E2
Ø68-76

